

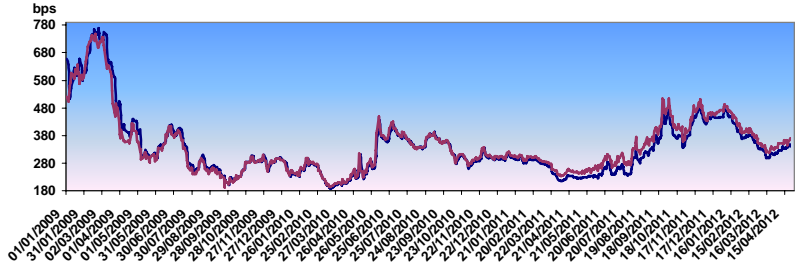


Rating de tara	Moody's	S&P	Fitch
	Baa3	BB+	BBB-

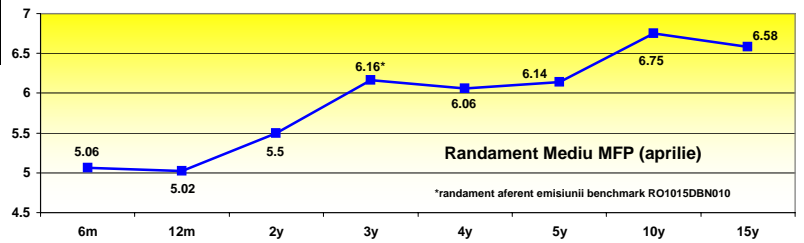
Licitatii pe piata interna, aprilie 2012				
Data	Volum (RON MIL) - Anuntat	Volum (RON MIL) - Adjudecat	Maturitate (ani)	Randament (%)
02.04.2012	750	750.00	2	5.60
05.04.2012	1,000	1,500.00	4	6.06
09.04.2012	1,000	1,000.00	1	5.02
12.04.2012	800	800.00	2	5.50
19.04.2012	500	625.00	5	6.14
26.04.2012	200	225.95	15	6.58
TOTAL	4,250	4,900.95		

Licitatii pe piata interna mai 2012		
Data	Volum (RON MIL) - Anuntat	Maturitate (ani)
07.05.2012	750	1
10.05.2012	1,000	4
14.05.2012	900	2
17.05.2012	650	5
24.05.2012	500	7
TOTAL	3,800	

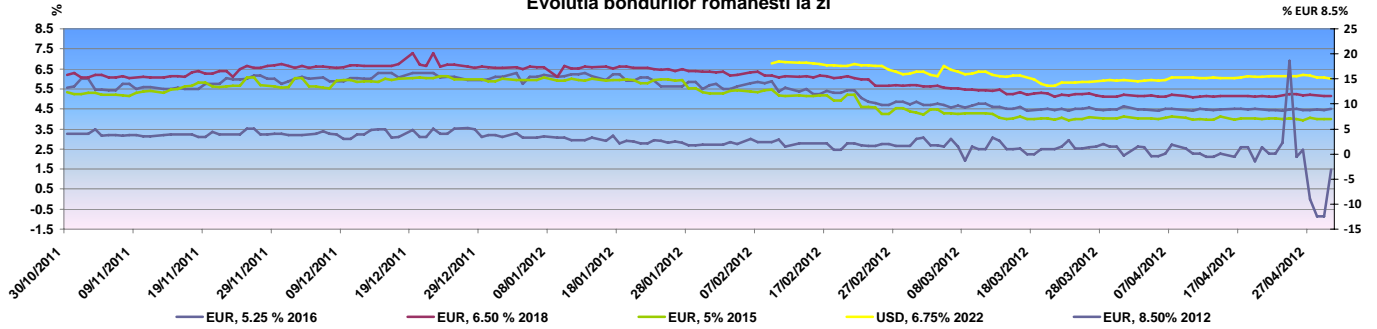
Romania CDS 5y, 10y - (01.01.2009 - 30.04.2012)



Curba de randamente a MFP



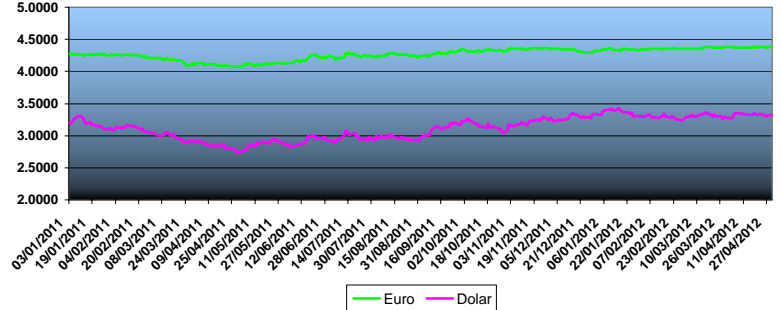
Evolutia bonurilor romanesti la zi



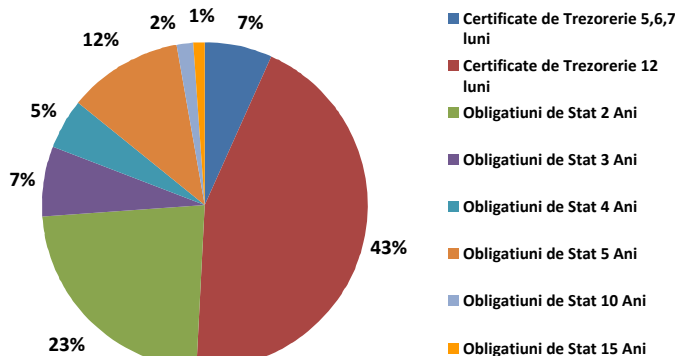
Indicatori Macroeconomici si Previzuni*				
	2009	2010	2011	2012F
PIB Real (% an-an)	-6.6	-1.6	2.5	1.5
Deficit bugetar (% PIB, cash)	-7.3	-6.4	-4.1	-2.2
Deficit Bugetar (% PIB, ESA95)	-9	-6.8	-5.2	-2.8
Deficit de cont curent (%PIB)	-4.2	-4.4	-4.2	-5.1
Inflatia medie anuala	5.59	6.09	5.79	3.00
Rata de Politica Monetara	8	6.25	6	5.25
Curs Valutar Mediu (EUR/RON)	4.2373	4.2099	4.2379	4.35
Rata Somajului (%)	7.8	6.87	4.9	4.5
Datoria Publica (% PIB, ESA95)	23.6	30.5	33.3	34.2

*Sursa: MFP, BNR, INS, CNP

Evolutie curs valutar USD/RON, EUR/RON



Structura titlurilor de stat emise pe piata interna in perioada ianuarie - aprilie 2012



Structura datoriei publice la 31 martie 2012

