

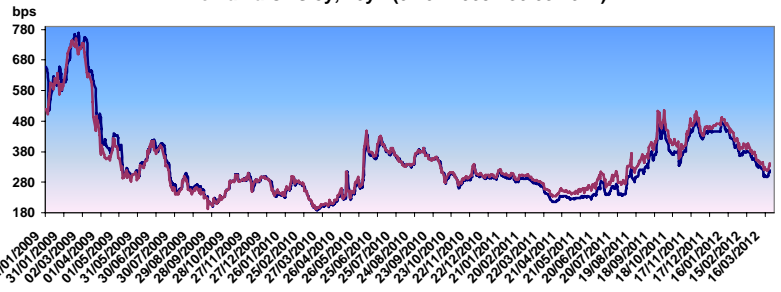


Rating de tara	Moody's	S&P	Fitch
	Baa3	BB+	BBB-

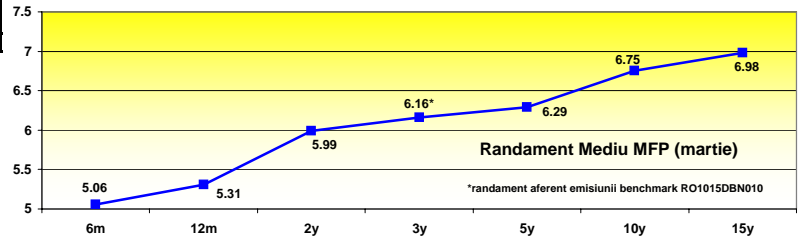
Licitatii pe piata interna, martie 2012				
Data	Volum (RON MIL) - Anuntat	Volum (RON MIL) - Adjudecat	Maturitate (ani)	Randament (%)
01.03.2012	300	473.58	10	6.75
05.03.2012	900	1,569.67	2	5.99
12.03.2012	1,000	2,487.34	1	5.27
15.03.2012	500	1,034.38	5	6.29
19.03.2012	1,000	1,000.00	1	5.31
22.03.2012	1,000	1,000.00	5	6.16
26.03.2012	300	300.00	0.5	5.06
<b>TOTAL</b>	<b>5,000</b>	<b>7,864.97</b>		

Licitatii pe piata interna aprilie 2012		
Data	Volum (RON MIL) - Anuntat	Maturitate (ani)
02.04.2012	750	2
05.04.2012	1,000	4
09.04.2012	1,000	1
12.04.2012	800	2
19.04.2012	500	5
26.04.2012	200	15
<b>TOTAL</b>	<b>4,250</b>	

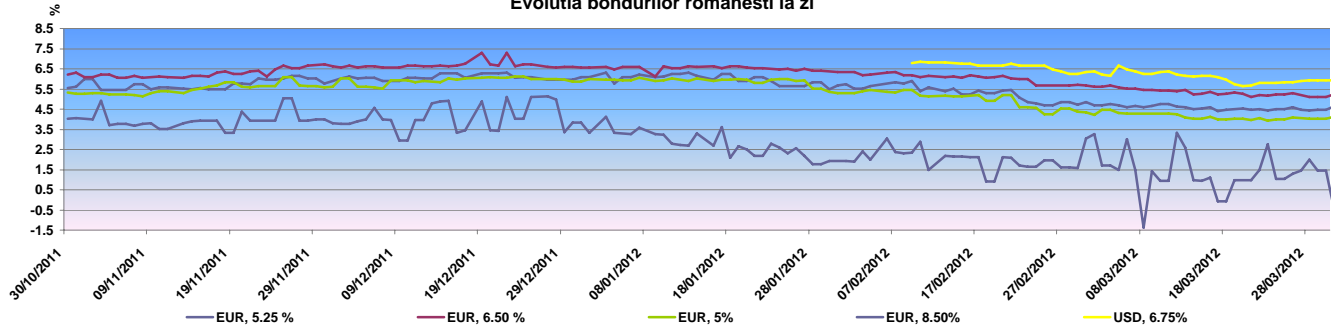
Romania CDS 5y, 10y - (01.01.2009 - 30.03.2012)



Curba de randamente a MFP

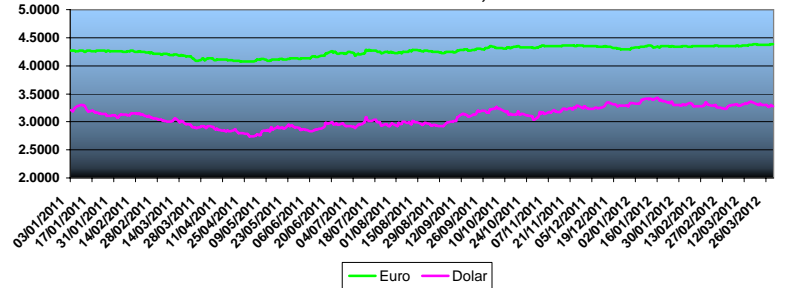


Evolutia bonurilor romanesti la zi

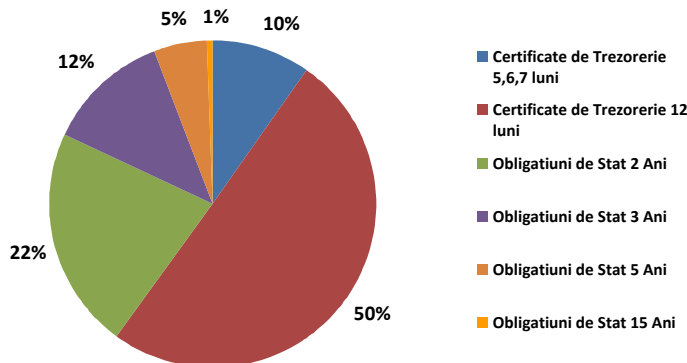


Indicatori Macroeconomici si Previzuni				
	2009	2010	2011	2012F
PIB Real (% an-an)	-6.6	-1.6	2.5	1.5-2
Deficit bugetar (% PIB, cash)	-7.3	-6.5	-4.35	-1.9
Deficit Bugetar (% PIB, ESA95)	-9	-6.9	-4.9	-3
Rata Inflatiei	4.74	7.96	3.14	3.00
Rata de Politica Monetara	8	6.25	6	5.25
Curs Valutar Mediu (EUR/RON)	4.2373	4.2099	4.3267	4.35
Rata Somajului (%)	7.8	6.87	4.9	4.5
Datoria Publica (% PIB, ESA95)	23.8	31.0	34.3	33.9

Evolutie curs valutar USD/RON, EUR/RON



Structura datoriei publice pe maturitati ianuarie - februarie 2012



Structura datoriei publice in functie de valuta aferenta februarie 2012

